

General Figures – Analysis IMDS Questionnaire 2014



Answers in total

8,794

Number of answers entered during
4 weeks

8th April 2014 – 6th May 2014

Answers from China (Sponsors)

824

Answers from users belonging to
companies registered in China

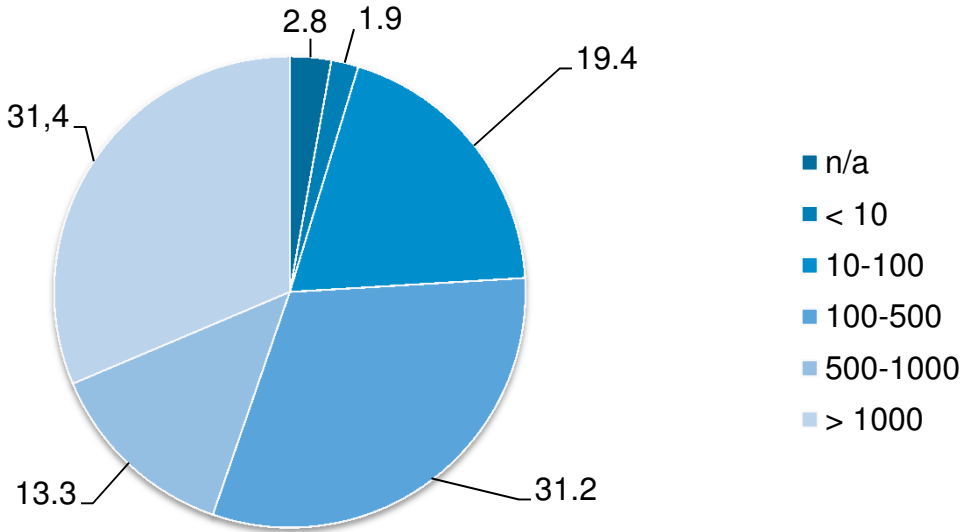
Valid answers total

8,544

Answers are considered valid, if at
least the company size question
was answered → this is the 100%
value for the following analysis



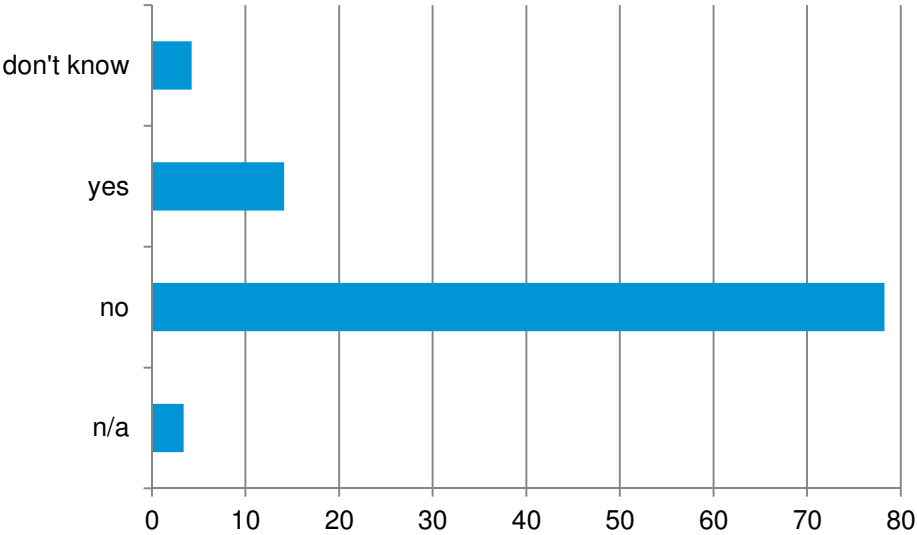
Company size distribution - global



> 50% small and medium-sized companies (52.5 % of the companies have up to 500 employees)



Material suppliers



7.6% of the users did either not answer the question (n/a) or answer with “don’t know”

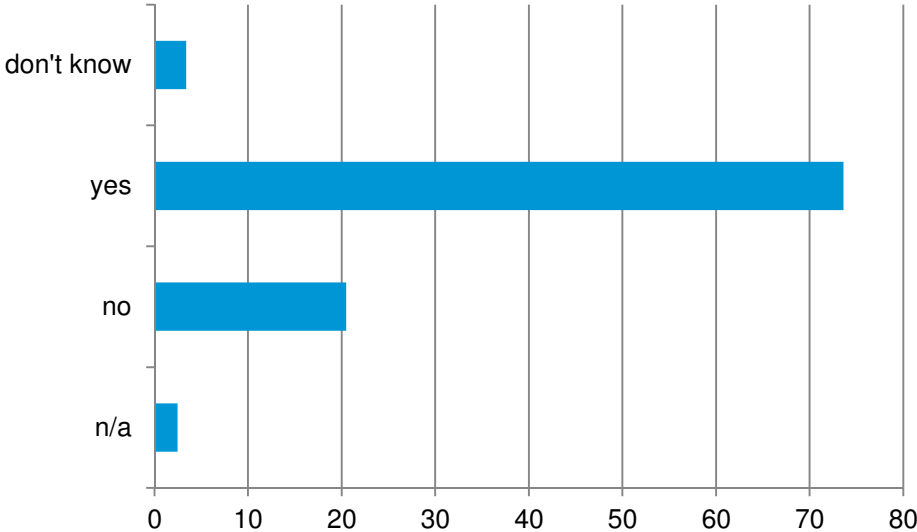
14.1% did answer positively (78.3% negatively)

Are you a material supplier (> 80 % of your sent MDSs are type materials)?

yes no don't know



Component suppliers



5.9% of the users did either not answer the question (n/a) or answer with “don’t know”

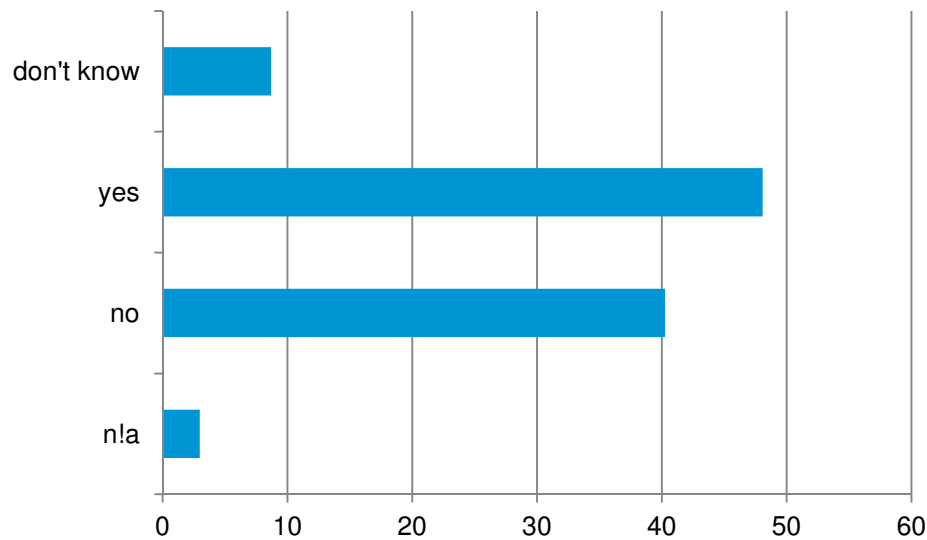
73.6% did answer positively (20.5% negatively)

Are you a component supplier (> 80 % of your sent MDSs are type components)?

yes no don't know



Tier1 suppliers



11.7% of the users did either not answer the question (n/a) or answer with “don’t know”

48.1% did answer positively (40.3% negatively)

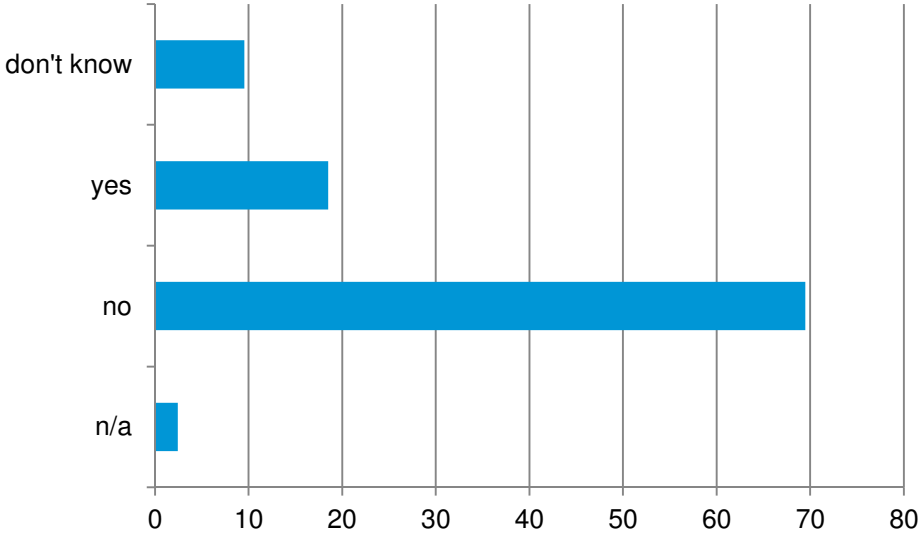
→ About half of the suppliers are Tier1 suppliers

Are you a Tier1 supplier (> 80 % of your MDSs are submitted to OEM directly)?
know

yes no don't



More than 100 MDSs per month?



12.1% of the users did either not answer the question (n/a) or answer with “don’t know”

18.5% did answer positively (69.5% negatively)

→ 70% of the companies < 100 MDSs per month

Are you / is your company creating more than 100 MDSs per month in IMDS?

yes no don't know



More analysis to come...

